


New Town Pool Application Step by Step Guide

Computer View for Homeowners Only

1. Select Apply Now



2. Enter Email Address and Select Homeowner (Applying for Household)

New Town Blue Agave & Shire Lane Application

We will send status on your Application to the email address below * Required Field

Your Email Address *

Membership Information

Select the Membership Type

Membership Type *

Homeowner (Applying for Household)

Tenant (Homeowner applying for Tenant)

3. Enter your Household Information (Address, Email, Phone & Emergency Contact)

Your Household

Mailing Address

Address *

City/Town * State/Province * Postal Code *

Email *

Primary Phone *

Alternate Phone

Enter the Emergency Contact for your household. Do not enter yourself.

Emergency Contact Name * Emergency Contact Phone *

4. Click the plus sign next to patrons

5. Enter your information under Patron & all other members of the household

6. Add a photo of each member under their patron

Patrons
(press the + to add members of your household)

Be sure to add yourself as a patron.

PATRONS ⊕ Count: 1

Keep pressing + to add the number of patrons in your family

PATRON (1)
Enter the information for this patron

First Name (1) *

Last Name (1) *

Member Birthdate (1) *

Member Image (1) *

Drag Image File Here

Webcam File Upload From Clipboard Edit/Crop Clear




7. A waiver for each application must be completed prior to Pool Passes being approved.

***Completed waivers will streamline the application process for future years to come.**

Please upload a copy of the signed waiver

upload the signed waiver (1) *

Drag File Here

 Browse  Download  Remove

[Download Waiver](#)

8. Select your Pass Type

Pass Policy
Each patron is required to present a pass to enter the facility. All members will receive a new electronic pass. Electronic passes are emailed to you after your application has been approved.

If you would like a **new pass** mailed to your home, you must select **New Pass** and pay the **\$1** pass fee and **\$5** mailing fee.
If you have a previous year's pool pass and wish to reuse the pass, you may elect to **Reactivate** the pass.
If you only need an electronic pass (**ePass**) emailed to you, you may select **ePass Only**.

What type of pass are you requesting?

Pass Request (1) *

New Pass

Reactivated Pass

ePass Only

[+ ADD ANOTHER PATRON](#)

Patron Fees: \$0.00

9. Select an option for Caregiver Pass

Application Continued

Additional Questions
Would you like to add a Caregiver Pass to your household for \$100?

Caregiver Pass *

Yes

No

10. Checkmark each Acknowledgement

11. Add Comments if Necessary

12. Select if it is your Second Application if applicable

13. Click Submit

Terms & Conditions

I certify that the information provided on this application is accurate. *

NO LIFEGUARDS ON DUTY. Pool is "SWIM AT YOUR OWN RISK" – Parents or designated guardians assume all responsibility for safety. Pool staff members are NOT certified lifeguards and do not perform lifeguard activities. *

I/We agree to abide by all the rules and regulations of The New Town at St. Charles General Assembly *

I agree to Access Granted Systems, LLC Terms & Conditions *

[View Pool Rules](#)

[View Terms & Conditions](#)

Is there anything else we need to know about your application?

Application Note

Check here if this is your 2nd submission this year.